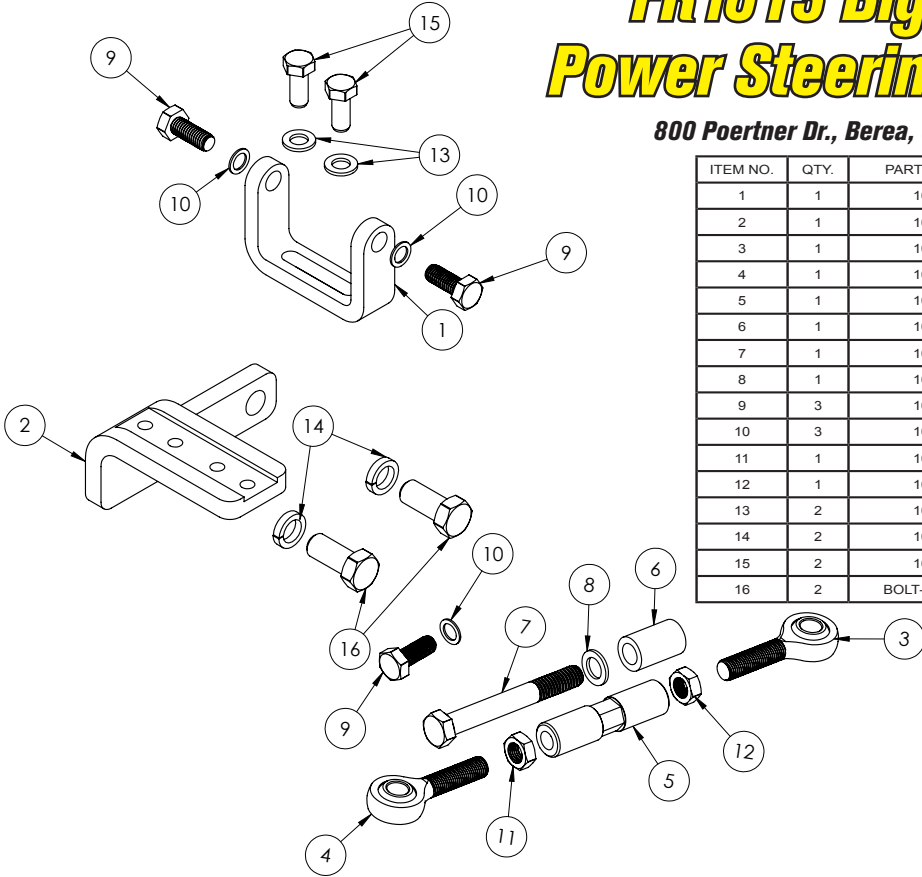


FR1613 Big Block Chevy Power Steering Pump Bracket


800 Poertner Dr., Berea, Ohio 44017 • 1-800-648-8022



ITEM NO.	QTY.	PART NUMBER	DESCRIPTION
1	1	100633	BRACKET, MOUNT PUMP PS
2	1	100649	BRACKET, MOUNT PUMP-MOTOR SB
3	1	100667	HEIM JOINT, END ROD 3/8-24 RH
4	1	100668	HEIM JOINT, END ROD 3/8-24 LH
5	1	100720	SPACER, ADJ 0.62 X 2.52 W/ 3/8-24 RH-LH
6	1	100721	SPACER, 0.392 X 0.62 X 1.00 ALUM
7	1	100722	BOLT, 3/8-16 X 3.00 HEX HD GR8
8	1	100723	WASHER, FLAT 0.39 X 0.62 X .05
9	3	100724	BOLT, M8 X 1.25 X 20 HEX HD GR10.9
10	3	100725	WASHER, FLAT 0.32 X 0.47 X .04
11	1	100728	NUT, 3/8-24 JAM LH
12	1	100729	NUT, 3/8-24 JAM RH
13	2	100730	WASHER, FLAT 0.32 X 0.57 X .06
14	2	100732	WASHER, LOCK SPLIT 7/16 HIGH COLLAR
15	2	102725	SCREW, 5/16-18 X .75 HEX HD GR8
16	2	BOLT-7/16-14X1	BOLT, 7/16-14 X 1.00 HEX GR8




Power Steering Pump Installation/Big Block Chevy




Install L-shaped bracket (2) on engine with bolts (16) and lockwashers (14) supplied




Install pump bracket (1) to L-shaped bracket (2) with bolts (15) and washers (13) supplied



Install pump to bracket (1) using bolts (9) and washers (10) supplied



Install adjuster to pump using bolt (9) and washer (10) supplied



Remove upper water pump bolt. Install spacer (6) and adjuster with bolt (7) and washer (8) supplied